

CQ

CENTRAL QUALIFICATIONS™

The Diploma in Veterinary Nursing



Introduction from the Central Qualifications Director



The Diploma in Veterinary Nursing (DipVN™) is a major development within the veterinary profession and heralds a new chapter in veterinary nursing. The DipVN takes into account the need for flexibility and choice for both centres and students and puts the focus back onto practical competencies.

Central Qualifications (CQ) is proud to have worked alongside a number of highly qualified and experienced veterinary nursing professionals to create a qualification that truly reflects the needs and wants of the industry.

The team and I at CQ are committed to providing the highest standards of vocational learning and ensuring that centres, training practices and students alike all receive the support needed to successfully deliver and undertake the qualification.

I look forward to working with you now and in the future!

Jacqui Garrett
CQ Director

Vocational training as it should be

A Career in Veterinary Nursing



The DipVN has been designed and produced by educational experts, veterinary nurses and veterinary surgeons working in practice. The qualification ensures that, upon successful completion, students are well placed to practice the highest standards of veterinary nursing.

The theoretical sections of the qualification will be carried out in approved centres across the UK, whilst practical skills are taught in both the classroom and in CQ approved training practices.

The DipVN has a clear, concise and practical approach to covering the learning outcomes.

At CQ we believe that there are many ways to achieve success in veterinary nursing and our flexible approach to training ensures that student nurses can achieve this qualification through a number of different routes.

We have an inclusive approach to smaller centres in order that remote and rural areas have access to training.

The DipVN has a clear focus on practical competencies and, during the learning process, students will gain the knowledge and practical skills needed to advance their careers within the veterinary industry.

The qualification handbook and web-based recording systems include detailed guidance for students and tutors.

Students who successfully complete the qualification are awarded the DipVN and can register with the Royal College of Veterinary Surgeons (RCVS) as well as using the DipVN post-nominal letters.



Structure and Delivery of the Diploma in Veterinary Nursing



The DipVN includes a balance of practice-based learning and theoretical teaching and uses a variety of strategies to ensure students can undertake clinical tasks proficiently.

Delivery of the DipVN qualification is designed to maximise learning and to ensure that the training of veterinary nurses does not place undue stress on veterinary practices and colleges.

Students can undertake the DipVN on a full or part-time basis and will be required to obtain a placement in a CQ approved veterinary practice.

Typically, there is a minimum of twenty two weeks (110 days) formal classroom instruction, and seventy four weeks of practical teaching and supervised work experience undertaken in a clinical veterinary practice.

There are nineteen units that make up the qualification and any units that have been successfully completed can be 'banked' by the student and used towards gaining their Diploma within five years. Each unit is supplemented with teaching guides and additional helpful details for students and facilitators looking for further guidance.

The qualification is delivered by centres which have been approved by CQ.

Furthermore, the DipVN has been designed with flexibility at its very core and allows centres to deliver the course units in their own preferred order.

Students are required to complete a number of assignments, which are marked by their centres and moderated by CQ.

The assignments also include student feedback forms which allow tutors to identify strengths and areas for improvement.



Diploma in Veterinary Nursing Units and Aims



The nineteen units within the DipVN aim to prepare and support students for a career in veterinary nursing. The purpose is to provide a framework for students to gain the knowledge and skills necessary to practice veterinary nursing safely and competently.

Understanding the operational requirements of a veterinary practice

This outlines the working practices and the essential operations of a veterinary practice so that an employee may work effectively and safely within such an environment.

Professional relationships and communication for veterinary nursing practice

This includes understanding principles of customer service, operating a veterinary reception desk and factors affecting working relationships.

Comparative functional anatomy for veterinary nursing practice

This provides an appropriate theoretical knowledge of the normal structure and function of the major body systems of a range of species. It will also develop practical skills to identify, visually or by palpation, the key anatomical features and landmarks required in day to day nursing practice.

Applied animal welfare, health and husbandry for veterinary nurses

The outcomes include knowing the nutritional requirements of animals, handling and restraining animals safely and knowing methods of animal identification.

Infection control in veterinary practice

This includes understanding the role of infection in animal and human health, understanding the principles of disease transmission and knowing how to maintain a clean clinical environment.

Understanding the essentials of veterinary nursing care for hospitalised animals

This provides an understanding of the essentials of nursing sick animals within a veterinary environment. It includes the assessment of conditions in patients, following care plans to deliver nursing care and knowing how to administer medicines.

Essentials of practical veterinary nursing care for hospitalised animals

Learning includes assessing and monitoring the condition of patients, addressing the mobility and behavioural requirements of in-patients and applying simple wound dressings.

Supporting the supply of veterinary medicines

This provides an understanding of veterinary pharmacology and the supply of medicines within a veterinary environment

Veterinary nursing support of diagnostic imaging

Learning includes knowing the legal requirements for operating radiographic equipment, taking and processing radiographs.

Veterinary nursing support of laboratory diagnostics

This includes understanding the use and function of laboratory equipment, collecting and preparing specimens for examination and testing pathological specimens.

Supporting veterinary operating theatre practice

This provides an understanding of the principles of operating theatre design and use, assisting the operating theatre surgeon as a circulating nurse and the principles of patient care during surgery.

Principles of supporting veterinary anaesthesia

This includes knowing the function of anaesthetic drugs and equipment, understanding anaesthetic preparation, induction and recognising anaesthetic emergencies.

Practical monitoring of small animal veterinary anaesthesia

Being able to prepare, use and maintain anaesthetic equipment, assist with anaesthetic preparation and monitor an animal during anaesthesia and recovery are included in this unit.

Principles of peri-operative veterinary nursing support for small animals

Preparing a patient for surgery, understanding the requirements for immediate post-operative care and facilitating home convalescence are topics covered in this unit.

Practical peri-operative veterinary nursing support for small animals

This practical unit includes being able to prepare a patient for surgery, providing immediate post-operative care and delivering nursing requirements of the convalescent patient.

Principles of veterinary nursing support for small animal patients

Understanding how pathology affects the normal functions of an animal, principles of wound healing and care as well as supporting a client through grief and loss are topics covered.

Practical veterinary nursing support of small animal patients

This includes learning how to perform a range of complex nursing techniques in support of sick animals and to provide appropriate home plans for chronically sick animals.

Principles of small animal veterinary nursing emergency and critical care

Understanding principles of small animal first aid, knowing how to support emergency veterinary care and understanding special intensive nursing care techniques are the topics of this module.

Preparing for registration

The legal and ethical duties to clients, colleagues and animals is the subject of this unit.

Central Skills Log



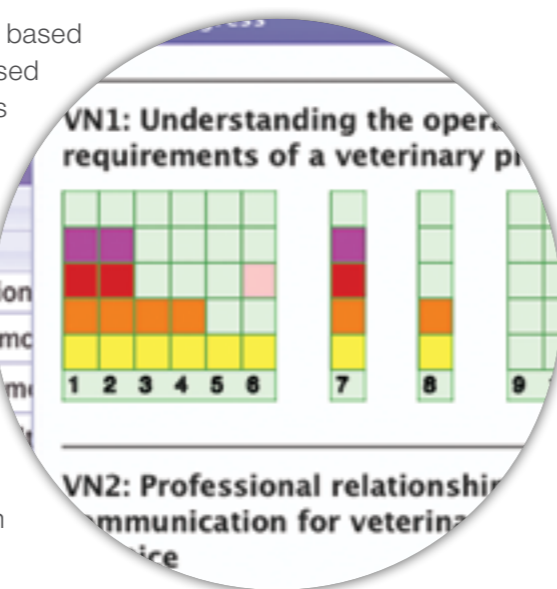
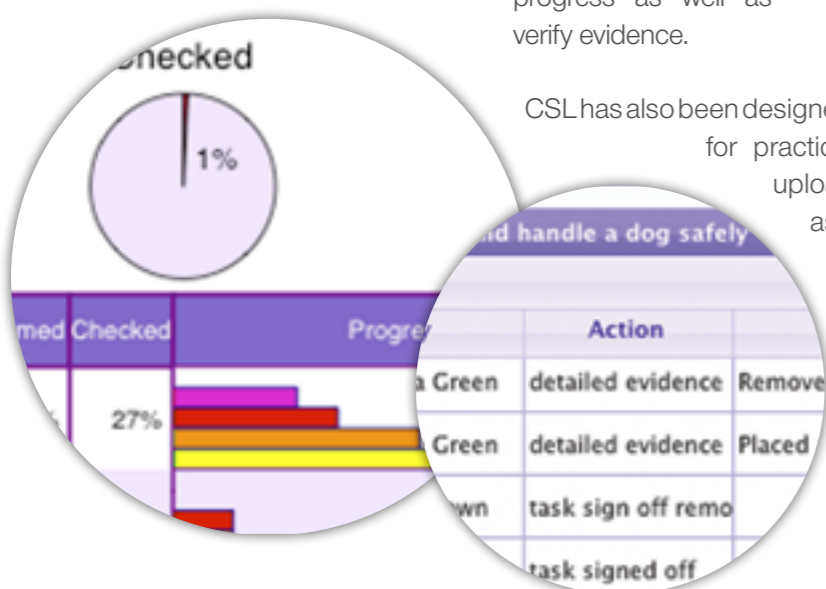
The Central Skills Log (CSL) is an innovative web based learning tool that is designed to record the work-based competencies for the required practical clinical tasks within the DipVN.

CSL is an integral part of a student veterinary nurse's development and is key in documenting the skills learned whilst in veterinary practice.

This easy-to-use web-based tool enables students to get the most from their qualifications. Every practical task featured on the CSL comes with explanatory notes, providing valuable clarity and guidance to the student as well as standardisation across the profession.

CSL actively encourages and promotes a team approach to learning. It utilises the full practical teaching team and allows multiple users to access the student's Skills Log to monitor progress as well as verify evidence.

CSL provides detailed statistics to help tutors and students alike



Progress can be monitored by viewing easy-to-read and comprehensive charts

CSL has also been designed to increase the quality of evidence for practical tasks and allows students to upload pictorial and media evidence as well as scanned documents and written reports. This enables students to demonstrate their achievements in the most appropriate and beneficial way for optimum results.

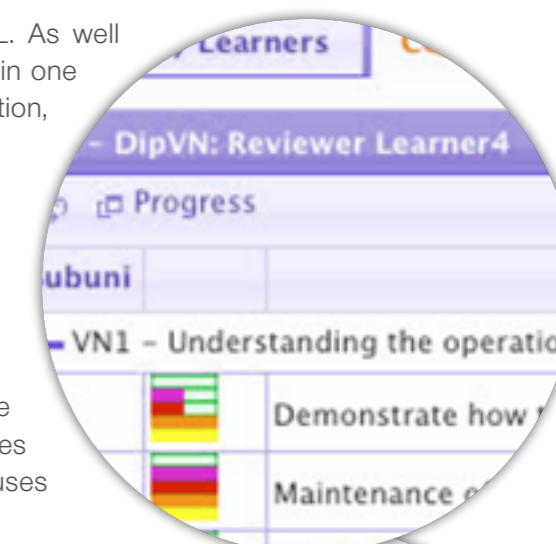
Easily track correspondance between students and tutors

Students, tutors and coaches all benefit from CSL. As well as viewing and monitoring the progress of all skills in one place, the CSL also includes electronic communication, notification reporting and auditing facilities.

Reports can also be batched and printed in one go, minimising administrative workloads. Direct email communication from CSL is also available, allowing for easy and reliable contact anytime, anywhere.

Developed with accessibility in mind, the CSL can be used from desktop computers, laptops, smartphones and tablet computers. The system is secure and uses a combination of username, password and PIN number to ensure confidentiality. Once students are registered they receive automatic notification of their account details.

Up-to-date, adaptable and specially designed to help students excel, the CSL is the latest cutting-edge tool for the veterinary education sector and the smart choice for anyone training in or teaching veterinary nursing.



Tabbed browsing allows for multiple tasks to be viewed simultaneously

The Training Team



How the Diploma in Veterinary Nursing is Assessed



Successful completion of the DipVN requires the support and dedication of a team of tutors.

The Centre's Tutors

Centre-based tutors have overall responsibility for delivering the qualification. They have experience in the area and will be occupationally competent to deliver both practical and theoretical training.

The Internal Verifier

He/she is employed by the Centre delivering the qualification and is responsible for maintaining the quality of assessment. He/She may observe a student's practical skills and will provide useful feedback.

The Clinical Coaches / Practical Tutors

They are either experienced veterinary nurses or veterinary surgeons working in the training practice. They work alongside the student to ensure that they are supported and guided through the training process. They are responsible for 'signing off' tasks performed on the CSL.

The External Verifiers

They are appointed by CQ to provide quality assurance and oversee the delivery of the qualifications at centres and training practices.

The Training Practices and their staff

The support of training practices and their staff is essential for completion of the DipVN. Students are required to obtain the commitment of approved practices at an early stage.



There are four methods of assessment for the DipVN and these are covered in more detail within the Qualification Handbook.

1. Assignments that have been set by CQ and marked by staff at the centres.
2. Four examination papers that are set and marked by CQ.

Registration and arrangements for these examinations will be organised by the student's centre. Dates for each examination can be obtained from CQ.

3. Practice-based assessments and recording

Experienced and qualified staff at the student's training practice observe and record competence in a number of practical skills. The Central Skills Log (CSL) is used to audit these.

4. Practical Examinations

CQ uses Objective Structured Clinical Examinations (OSCEs) conducted by its external examiners to provide a final assessment of the competence of students.

For the DipVN to be awarded, achievement of all assessments is mandatory.





CENTRAL QUALIFICATIONS™

Tel: 01359 245316

Email: enquiries@cqual.org

www.cqual.org

Central Qualifications
Elmtree Business Park
Elmswell
Bury St Edmunds
Suffolk
IP30 9HR